



Lake Shore Blvd W, Toronto, ON, Canada



Muskoka Classic Boats

Image PA Department of Cons

25 12" N 79 28' 50 95" W



Enkelttann-tapet

*Veivalg hvis tanntapet er
anterioriort kontra posterioriort*

Asbjørn Jokstad

*Correct
treatment...*

*...at the right
time.....*

*1. diagnostic
abilities and
knowledge of
effectiveness of
diagnostic tests*



Perceptive abilities
• Diagnostic abilities
• Empathy







*Correct
treatment...*

*...offer an
effective
treatment....*

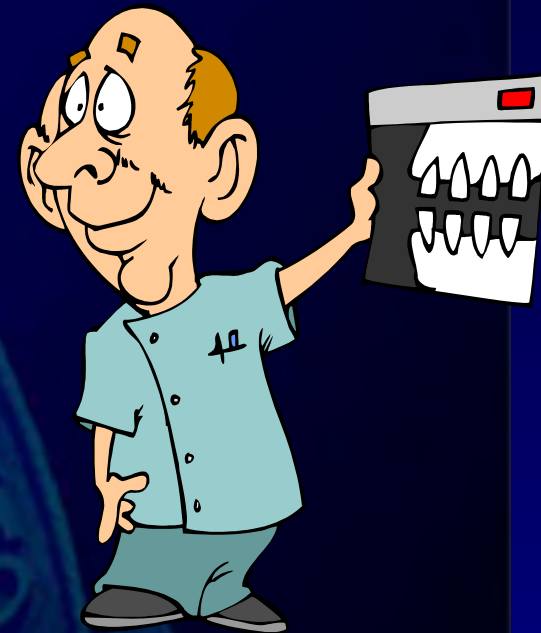
*2. knowledge of
effectiveness
and
consequences
of alternative
treatments*

*Dentist:patient
relationship
Two-way
communication*





*Direct
treatment...*



*...offer an
effective
treatment....*

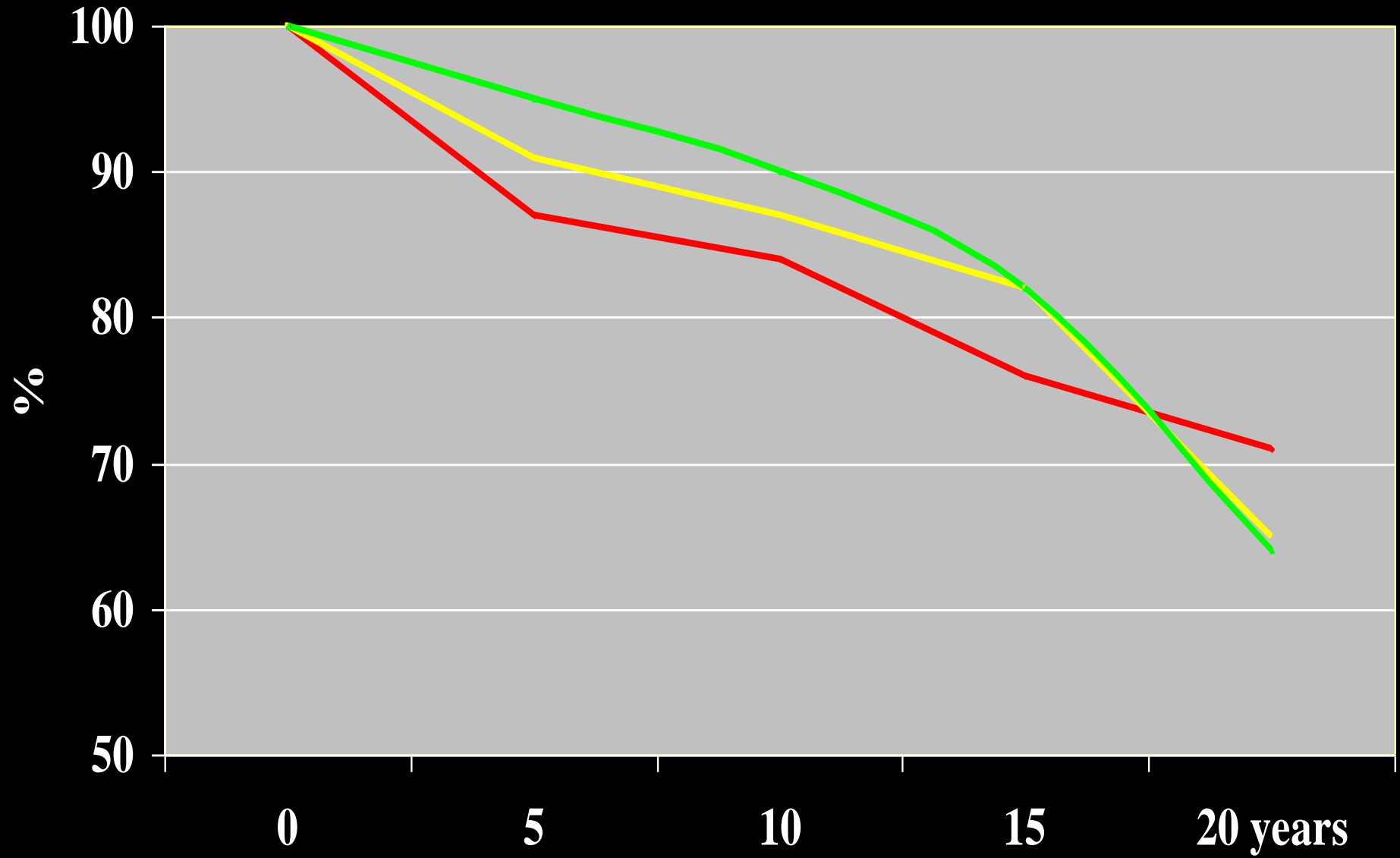
*Dentist:patient
relationship*

*2. knowledge of
effectiveness
and
consequences
of alternative
treatments*

*What characterises
an effective
therapy?*



Dentists may present....






...or dentists present...

<i>Independent variables</i>	<i>Bi-variate odds ratios</i>	<i>Bivariate significance</i>	<i>95% Confidence intervals bivariate odds ratios</i>	<i>Multi-variate odds ratios</i>	<i>Multivariate significance</i>	<i>95% Confidence intervals for multivariate odds ratios</i>
Age group						
20-30	-	-	-	-	-	-
30-40	2.32	**	1.15 - 3.13	2.52	**	1.35 - 3.33
+40	2.63	***	1.43 - 3.08	2.63	***	1.83 - 3.8
Gender						
Male	-	-	-	-	-	-
Female	2.42	**	1.61 - 2.79	2.12	**	1.91 - 2.9
Material						
Amalgam	-	-	-	-	-	-
Composites	1.12	NS	0.13 - 1.56	1.42	NS	1.13 - 1.96
Glass ionom.	3.12	***	2.52 - 4.34	5.65	**	4.67 - 7.23
Dentists						
#1	-	-	-	-	-	-
#2	1.34	NS	0.35 - 1.61	1.04	NS	1.35 - 2.01
Location						
Mandible	-	-	-	-	-	-
Maxilla	1.55	*	1.17 - 2.04	1.15	*	1.57 - 2.14

..while patients may have completely other values and wishes



The background features a large, faded, blue-toned logo of the Faculty of Dentistry. The logo is circular and contains a central shield with various symbols, including a caduceus. The text "FACULTY OF DENTISTRY" is visible at the bottom of the circular emblem.

*Which treatments
would you offer if
these people showed
up in your clinic....*




Some of these pictures are photomanipulated



Direct Treatment...

...offer an effective treatment....
2. knowledge of effectiveness and consequences of alternative treatments

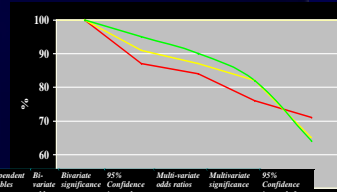


Clinical knowledge
alternative treatments



Alternative treatments

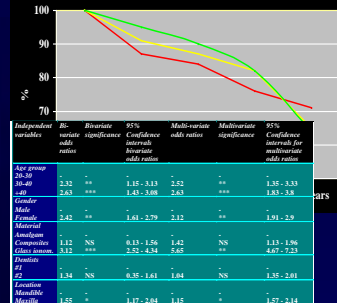
- Etch bridge
- Conventional bridge
- Crown
 - implant-based
 - following autotransplantation
 - following orthopedic treatment
- Veneer/ Veneer crown / direct restoration
 - following autotransplantation
 - following orthopedic treatment
- Removable prosthesis
- No treatment



Independent variables	Bivariate odds ratios	Bivariate significance	95% Confidence intervals bivariate odds ratios	Multi-variate odds ratios	Multivariate significance	95% Confidence intervals for multivariate odds ratios
Age group	-	-	-	-	-	-
20-30	-	-	-	-	-	-
30-40	2.32	**	1.15 - 3.13	2.52	**	1.35 - 3.33
>40	2.63	***	1.43 - 3.68	2.63	***	1.83 - 3.8
Gender	-	-	-	-	-	-
Male	-	-	-	-	-	-
Female	3.42	**	1.61 - 2.79	2.12	**	1.91 - 2.9
Material	-	-	-	-	-	-
Amalgam	-	-	-	-	-	-
Composites	1.12	NS	0.13 - 1.56	1.42	NS	1.13 - 1.96
Glass ionom.	3.12	***	2.52 - 4.34	5.65	**	4.67 - 7.33
Placement	-	-	-	-	-	-
#1	-	-	-	-	-	-
#2	1.34	NS	0.35 - 1.61	1.04	NS	1.35 - 2.01
Location	-	-	-	-	-	-
Mandible	-	-	-	-	-	-
Maxilla	1.55	*	1.17 - 2.04	1.15	*	1.57 - 2.14



Alternative treatments



Etch bridge

DMF/endo/perio status?

2 or 3 abutments?

Metal / non- metal

Connect, Fibrekor, Fibreflex, Fibrespan, Glasspan, Ribbond, Splint-It!, Stick...

Optimal surface preparation

Tooth

Metal / non-metal surface

Occlusion?

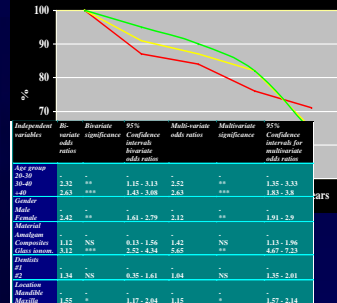
Optimal cement?



- *Beuchat et al., 1999*
- *Creugers - Hansson - Marinello - Thompson*
- *Pröbster, 1997*
- *Briggs et al., 1996*



Alternative treatments



Fixed bridge

DMF/endo/perio status

2 or 3 abutments?

Metal /full -ceramic?

Alloy / ceram

Optimal tooth preparation?

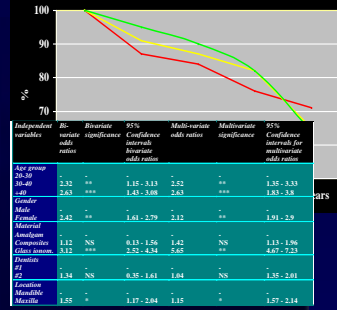
Occlusion?

Optimal cement?

- *Scurria et al., 1998*
- *Creugers et al., 1994*
- *Glantz - Jokstad - Karlsson - Palmqvist - Öwall*



Alternative treatments



Orthodontic therapy

Opening or closing of spaces?

Sabri, J Am Dent Assoc 1999



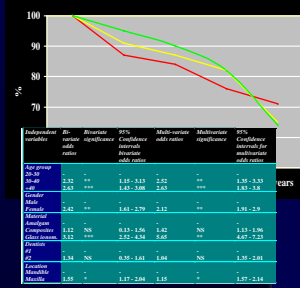
Auto-transplantation

Limited to growing adolescents

- Nethander, Int J Prosthodont 1995
- Thomas et al., Br J Orthodontics 1998
- Schliephake et al., Dtsch Zahnärztl Z 1999



Alternative treatments



Crown - Veneering - Direct restoration



DMF/endo/perio status

Metal-/ full ceramic /galvano / cad-cam?

Alloy: high gold, precious, semiprecious ?

Ceramic: Low fusing, pressure, sintered, Al-oxide?

Composite resin: Microfill, hybrid, high fill?

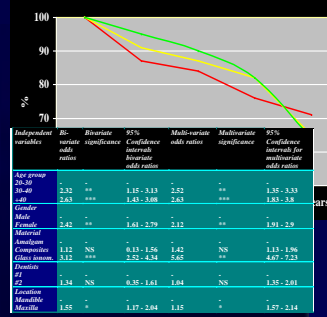
Optimal tooth preparation?

Optimal cement?

Das **6**
Dental
Vademekum



Alternative treatments



Single tooth implant

Diameter?

Bone quality/ quantity - GTR?

Implant-type?

Astra, Calcitek, Corevent, Friatec, IMZ, ITI, Nobelbiocare, SteriOSS...?

Cement or screw-retained?

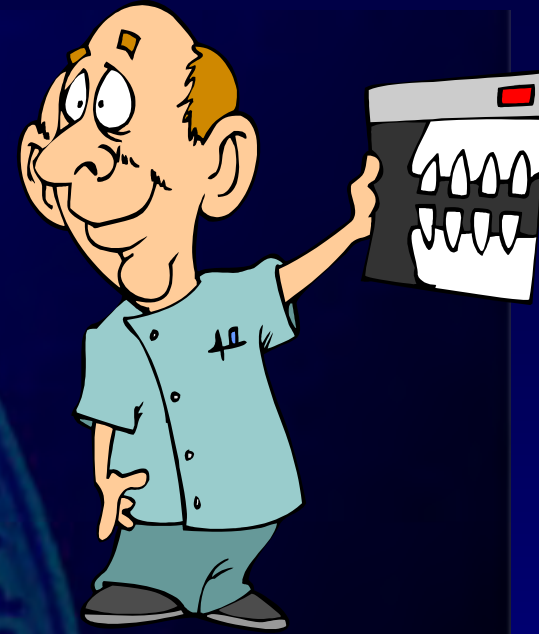
- *Scholander, 2000*
- *Noack et al., 1999*
- *Meffert, 1997*
- *Andersson - Gotfredsen - Jemt - Ödman*



Direct treatment...

...offer an effective treatment....

2. knowledge of effectiveness and consequences of alternative treatments



Clinical knowledge

• alternative treatments versus no treatment

• Biologic costs





A dentist may perhaps offer:

Etch-bridge

Single tooth implant



*Conventional
bridge*





...gloss?

DPNOVA

Resultatet

komplett system for
tisk tannbehandling

teknikk
sterende maleteknikk
patentert fullkeramisk skelett
styrken med 2 til 3 ganger
genkontrast
samt mot antagonistene
kompatibelt

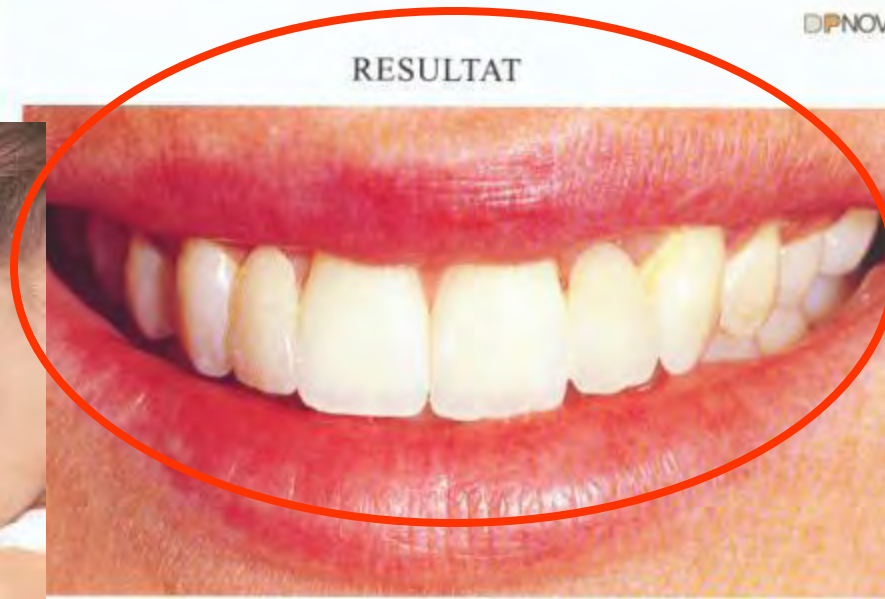
ro estetikk



IPS Express 2 fronttansbro

restored restoration appears most enauncing
ing indication for implant treatment
Unchallenged tissue response in combination
with the flexibility in surgical techniques and
prosthetic options makes the Astra Tech
Dental Implant a reliable option for implant

ures are now being advanced. Together with
the recently launched Prepable Abutment
System, these components give clinicians and
technicians a wide range of products with
which to handle each individual situation ▲



RESULTAT



by Dr. [unreadable]
Ludwig, [unreadable]

CASE REPORT
One Stage Procedure

CLINICAL DATA
Scientific update on
[unreadable]

CASE REPORT
with [unreadable]

CALENDAR OF EVENTS



17-årig pojke som fått en Rochette-
bro som ersättning for 21. (sid 6).
Förlust orsakad av trauma.




ASTRA TECH



Direct treatment...


...offer an effective treatment....

2. knowledge of effectiveness and consequences of alternative treatments



Clinical knowledge

- alternative treatments versus no treatment
- Biologic costs
- Psychosocial costs





Reality can occasionally be -etch bridge



Perfect result%?

Grey tone %?



Gingivitis %?

Opacity %?





..and sooner or later



Loosening with or without secondary caries %?



Reality can occasionally be -bridge



Perfect result %?



Gingival grey-tone %?

Ceramic fracture %?



Cervical retraction %?



Secondary caries %?



Gingivitis %?





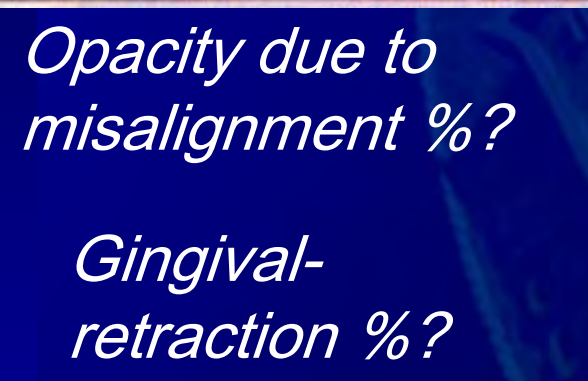
Quality can occasionally be



*Perfect result
%?*



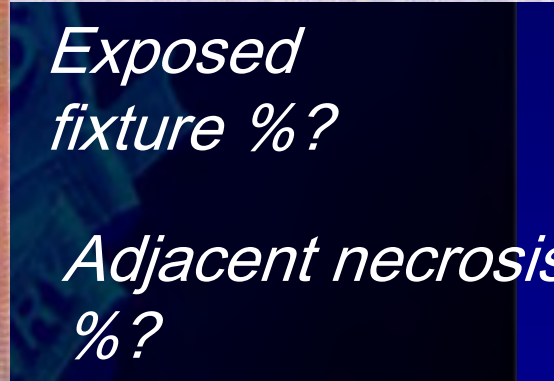
*Exposed
fixture %?*



*Opacity due to
misalignment %?*



*Gingival-
retraction %?*




*Adjacent necrosis
%?*





Correct Treatment...

...offer an effective treatment....
2. knowledge of effectiveness and consequences of alternative treatments



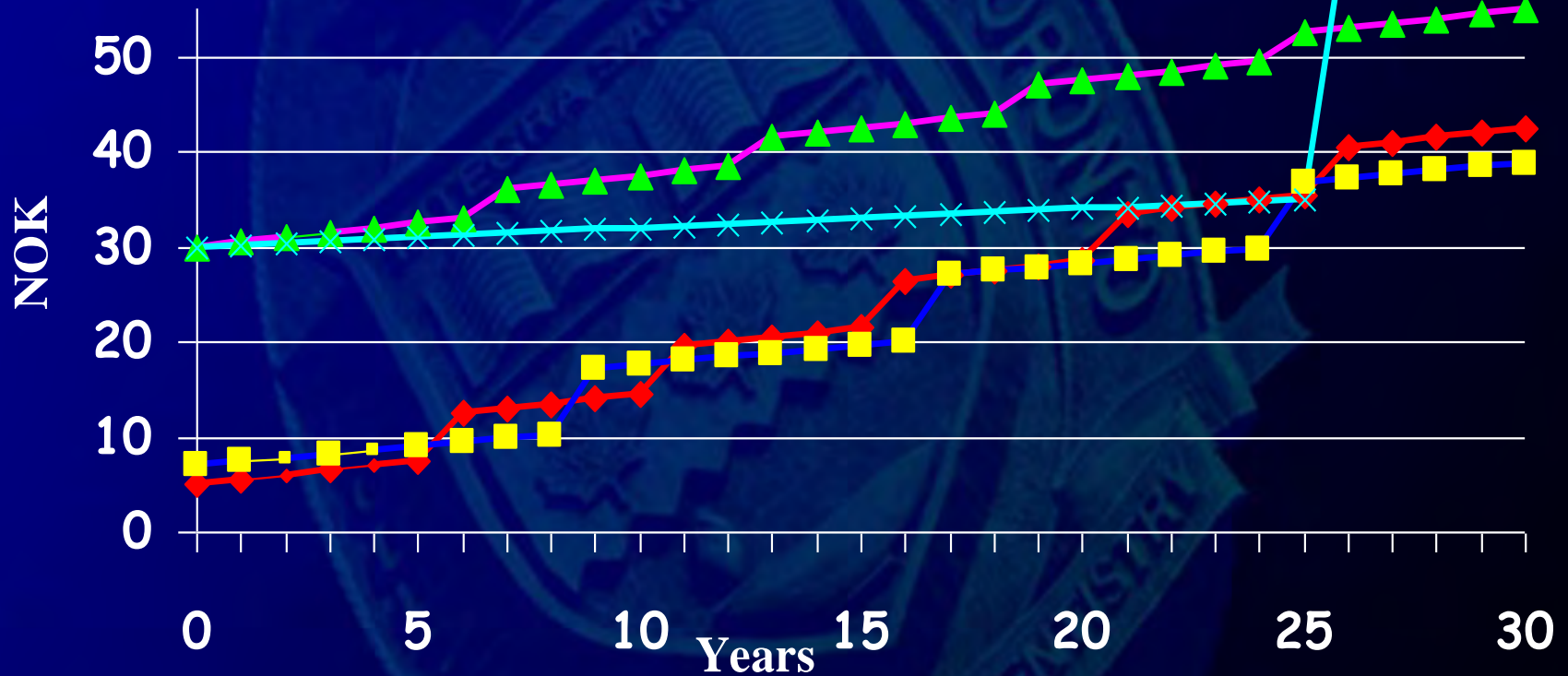
Clinical knowledge

- alternative treatments versus no treatment
- Biologic costs
- Psychosocial costs
- Economic costs
- Fee / Prognosis





Costs



Inadequacies of model:

Costs are not adjusted for inflation


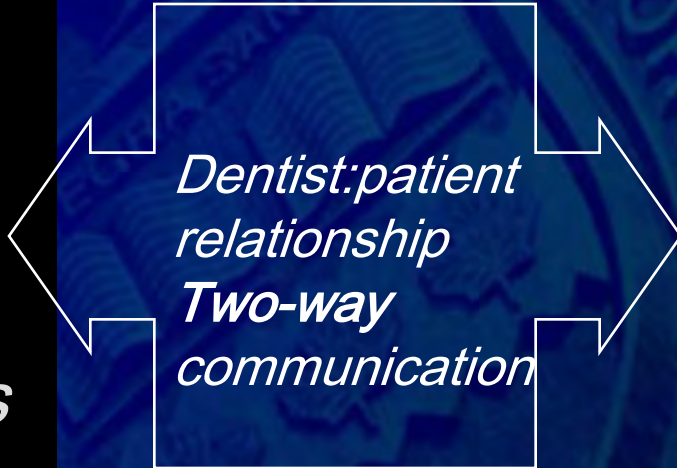
Replacement not always possible

Based on average data - not on individual practitioners'



Correct treatment...

...offer an effective treatment....
2. knowledge of effectiveness and consequences of alternative treatments



Clinical knowledge

- alternative treatments versus no treatment
- Biologic costs
- Psychosocial costs
- Economic costs
- Worst-case scenario





Worst case scenarios

How often do they occur in your practice?






Correct
treatment...

...for the right
patient....


3. ability to
communicate with
the patient and
empathy, as basis
for rational
strategies for
treatment



- Perceptual abilities
- diagnostic abilities +
- Empathy
- +
- Clinical skills
- +
- Clinical knowledge
- alternative treatments
versus no treatment
- Biologic costs
- Psychosocial costs
- Economic costs
- Worst-case scenario
- Worst case



Is it probable that they would all choose identical treatments?



Some of these pictures are photomanipulated



Choice of therapy - preferences

Patients differ regarding views and choice of values.

Håkestam et al. 3 personality profiles
health - appearance - longevity

Lutz et al. : 5 personality profiles
Orally: functional -
presentable - healthy -
beautiful - metal-free

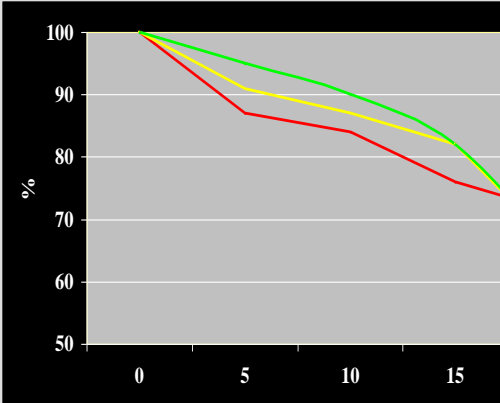


Choice of therapy - preferences

Reflected by statements on e.g.

- Total rehabilitation or minimal solution?
- Demand for longevity, 1 y. - 30 yrs.?
- Risk attitude to iatrogenic damage, i.e. future prognosis of tooth?
- Demand for fixed (or removable) prosthetic solution?
- Expectance of treatment?
- Patient economy.


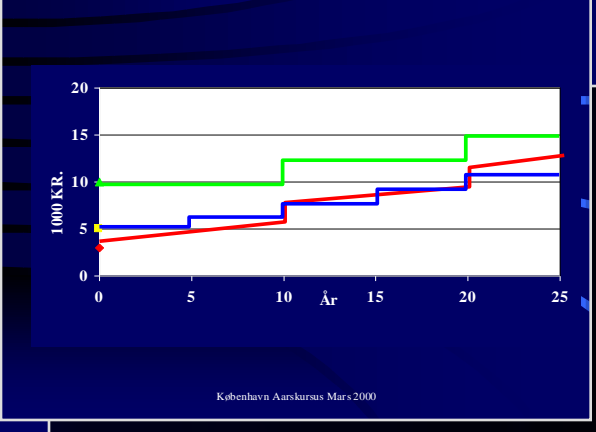
*Correct
treatment...
...for the right
patient....*



Independent variables	Bivariate odds ratios	Bivariate significance	95% Confidence intervals bivariate odds ratios	Multi-variate odds ratios	Multivariate significance	95% Confidence intervals for multivariate odds ratios
Age group						
20-30	-	-	-	-	-	-
30-40	2.32	**	1.15 - 3.13	2.52	**	1.35 - 3.33
+40	2.63	***	1.43 - 3.08	2.63	***	1.83 - 3.8
Gender						
Male	-	-	-	-	-	-
Female	2.42	**	1.61 - 2.79	2.12	**	1.91 - 2.9
Material						
Amalgam	-	-	-	-	-	-
Composites	1.12	N				
Glass ionom.	3.12	**				
Dentists						
#1	-	-	-	-	-	-
#2	1.34	N				
Location						
Mandible	-	-	-	-	-	-
Maxilla	1.55	*				

*3.ability to
communicate with
the patient and
empathy, as basis
for rational
strategies for
treatment*



*Dentist:patient
relationship
Two-way
communication*


*Correct
treatment...*

*...carried out
correctly.....*

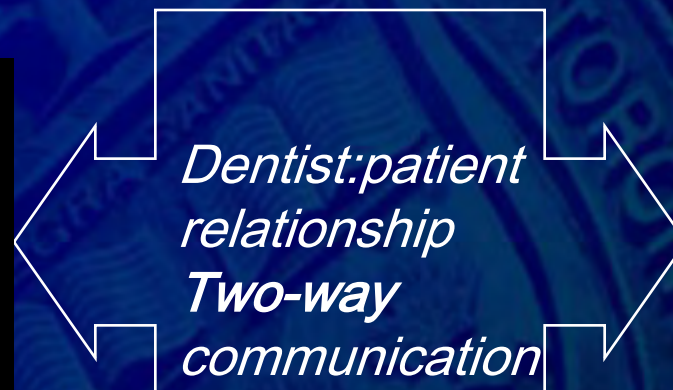
*4. a minimum
level of
technical-
manual skills
and clinical
experience*



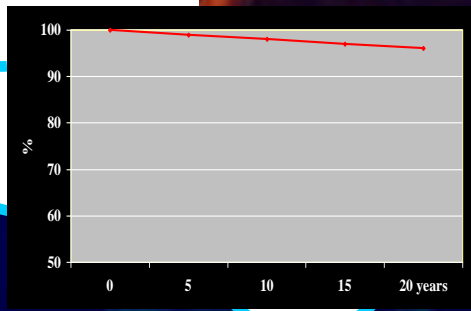

Correct treatment...




...and obtain the best possible result
5. the desire to prioritize the patient's preferences and - values when evaluating the treatment success



- Perceptive abilities
- Diagnostic abilities
- Empathy
- +
- Clinical skills
- +
- Clinical knowledge:



- ☺ *alternative treatments versus no treatment*
- ☺ *Biologic costs*
- ☺ *Economic costs*
- ☺ *Psychosocial costs*
- ☺ *Worst-case scenario*





Take-home messages 1/2

- Two-way communication is critical
- Dentists and patients do not have similar evaluations of therapy
- Dentists and patients do not have similar appraisal of, and attitude towards risk
- Consequently, suggestions for treatments as well as descriptions of these must be based on the patient's wishes and values



Take-home messages 2/2

- Information on prognosis and treatment outcomes must be based on own clinical practice results and not on literature data.
- Do not offer patients glossy pictures
- All restorations will fail - sooner or later



...og med hensyn til implantat-krone



Perfekt resultat ?



*Opak krone
pga feil akse?*



Eksponert fikstur?

Gingiva-retraksjon ?

Nekrose nabotann?



...og det bør vel velges et implantat "av god kvalitet"



Kan vi si noe om hva som er "god kvalitet" mht tannimplantater?



2004: 82 produsenter fremstiller 235 ulike implantatmerker

2009: 187 produsenter & 975 implantatmerker

Identifiserte forskjeller: Hovedform





2004: 82 produsenter fremstiller 235 ulike implantatmerker
2009: 187 produsenter & 975 implantatmerker





2004: 82 produsenter fremstiller 235 ulike implantatmerker

2009: 187 produsenter & 975 implantatmerker





<http://www.realityesthetics.com>



search...



- Home
- Getting Started
- About Us
- Services
- Manufacturers
- Contact Us
- Help



The Ratings

0-9-A-B-C-D-E-F-G-H-I-J-K-L-M-N-O-P-Q-R-S-T-U-V-W-X-Y-Z

The Ratings

- Air Abrasion Units (2)
- Applicators - Applicator Tips (8)
- Applicators- Brushes (7)
- Bite Registration Materials (13)
- Bleaching Materials - Assisted (3)
- Bleaching Materials - Home (7)
- Bleaching Materials - Power (5)
- Block-Out Resins - (Bleaching & Soft Tissue) (6)
- Block-Out Resins - (Repairs & Reservoirs) (1)
- Bonding Agents - Self-Etch (10)
- Bonding Agents - Total Etch (45)

Member / Registered User Login

Hi, jokstad

Logout

Site Links

- ▶ WebStore
- ▶ The Ratings
- ▶ FirstLook
- ▶ My Account

Other Links



<http://www.cliniciansreport.org/>



Clinical Success is the Final Test.

Upcoming CE Courses

Las Vegas, NV



Caesars Palace Las Vegas

Friday, May 1, 2009



Courses designed for your entire dental office! Select the latest course below for more information or [click here](#) for a list of all upcoming courses.

Seattle Washington DU



NEW ISSUE NOW AVAILABLE!

March 2009 Topics Include

1. **New LED Lights Challenge Plasma Arc**
2. **Is Cone Beam For You?**
3. **Perio Protect - A Conservative Periodontal Therapy Adjunct**
4. **Evaluators Reports and Clinical Tips: Manual of Temporomandibular Disorders; Clear Disk Guard**

New: CE CREDITS NOW AVAILABLE FOR READING REPORT!

1. [CE Enrollment Form](#)

Shopping cart

0 Items in Your cart

Search

User login

E-mail Address: *

Password: *

[Create new account](#)



<http://www.dentalproductsreport.com/dpr>

IPS e.max



veneers



thin veneers



inlays/onlays



crowns

IPS e.max[®] lithium disilicate
all you need for single
unit restorations

IPS e.max[®]
all ceramic all your rest

ivoclar
vivadent:
passion vision innovation
©2009 Ivoclar/Vivadent, Inc.

HOME OF DENTAL PRODUCTS REPORT • DENTAL LAB PRODUCTS • MODERN HYGIENIST



Dental Products Report.com[®]

EVERY DENTAL PRODUCT FOR EVERY DENTAL PROFESSIONAL

All

Search

DENTAL

LAB

HYGIENE

PRODUCTS

EVENTS

RESOURCES

CAREERS

Login | Sunday, March 08, 2009

Contact Us | Subscribe | Advertise | RSS

DENTAL PRODUCTS REPORT

DISCOVERY. ADOPTION. SUCCESS.



The top 10 products you should avoid

What you should know before you buy. [View](#)

Web Exclusives

[Lasers: Myth busting and learning the language](#)

(Posted/Modified: Mar 05, 2009)

[Emmott on Technology: Consumer innovations](#)

(Posted/Modified: Mar 05, 2009)

[Light's healing power](#)

(Posted/Modified: Mar 04, 2009)

[New Products from the 2009 CDS](#)



<http://www.dentalcompare.com/index.asp>

dentalcompare™

The Buyer's Guide for Dental Professionals

Search:

Go

[Learning Centers](#) | [Dental Products](#) | [New Products](#) | [Articles](#) | [Reviews](#) | [Videos](#) | [News](#) | [Blogs](#) | [Lab Finder](#)

[Home](#) > [Back](#) > **Promotion: Top 108 Products of 2008**

TOP 108

Products of 2008

Everyone's touting their Top 100 Products. Not Dentalcompare. We're different.

Check out **YOUR** Top 108 Products of 2008

They're not **OUR** Top 108. They're not **lecturers'** Top 108. They're not your **suppliers'** Top 108. They're yours because you actively sought them out this year on Dentalcompare more than any other products. And we know that. We track it. Now don't worry, we don't know your names or email addresses—unless you want us to. But because of the magic of the Web, we do know what you are interested in.....

17 endodontic products, 16 digital imaging products, 11 implant products, 4 CAD/CAM dentistry products, 4 dental lasers, 2 aligner-base orthodontic systems, 1 removable cosmetic appliance, and many other clinical and management tools to help you practice better. faster. and smarter.



<http://www.dentaladvisor.com/>

Welcome, Guest! Register Account Login



"Improving Patient Care Through Research & Education"



- ABOUT
- PUBLICATIONS
- CLINICAL EVALUATIONS
- ASK THE EDITORS
- CONTINUING EDUCATION
- BIOMATERIALS RESEARCH CENTER
- MANUFACTURER SERVICES
- MANUFACTURER DIRECTORY

Enter Keyword(s) SEARCH

Home > Clinical Evaluations > Product Awards

FOR SUBSCRIBERS

- Browse Evaluations
- Editor's Choice
- Product Comparison
- Product News & Updates

FREE TO GUESTS

- Complimentary Evaluations
- Product Awards
- Clinical Case Reports
- Research Reports
- Ask the Editors
- CAD/CAM Corner
- Request A Sample
- Technique Videos

2009 Product Awards

THE DENTAL ADVISOR has selected 34 products for special recognition. Our Product Awards are given to the dental products that have exceeded our standards of performance and quality. The products were selected for awards based on the clinical experience of our Editorial Board and Consulting Team.

- | | | |
|--------------------------------------|-------------------------------|--------------------------------|
| Assistants' Choice | Top Core System | Top Pediatric Product |
| Hygienists' Choice | Top Cosmetic Product | Top Pit and Fissure Sealant |
| Top 6th-generation Bonding Agent | Top Dispensing System | Top Posterior Ceramic |
| Top 7th-generation Bonding Agent | Top Electric Handpiece System | Top Provisional Material |
| Top Air-driven, High-speed Handpiece | Top Endodontic System | Top Resin Cement |
| Top Alginate | Top Esthetic Post System | Top Sectional Matrix System |
| Top All-ceramic Bridge Material | Top Esthetic Resin Cement | Top Self-adhesive Resin Cement |
| Top Anterior Ceramic | Top Flowable Composite | Top Soft Reline Material |
| Top Bite Registration Material | Top Fluoride Varnish | Top Temporary Cement |